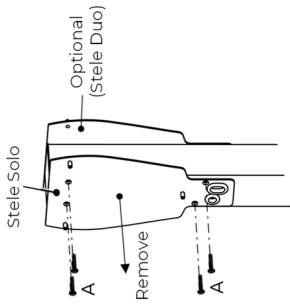
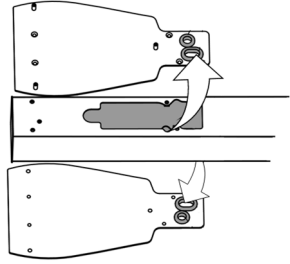


Installation Guide

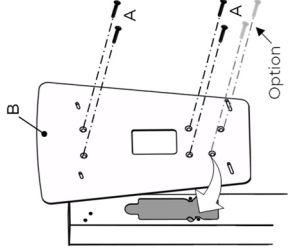
1. Step (optional)



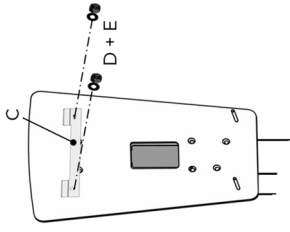
2. Step (optional)



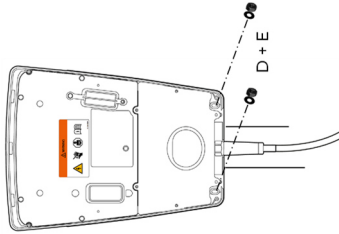
3. Step



4. Step



5. Step



Article:

A: Screw M6x16 T30



4x (8x Duo)

Content of:

Stele Solo (Duo)

B: Mounting Plate



1x

Mounting Plate

C: Wall Bracket



1x

Wallbox connect

D: Washers



4x

Wallbox connect

E: Hexagon Nut M6



4x

Mounting Plate

Content